



***LGBTQ Faith-Based Trauma in the Black Community
by Renair Amin, DMin***

Introduction

As a certified coach, religious educator and spiritual leader, I have heard many stories of spiritual trauma occurring in the Black church. Being a former minister in the affirming and inclusive church, I understand the hurt experienced by those disillusioned by conventional teachings, and their desire to let go of anything related to God. Quite honestly, my overall experience in the churches in which I served, either as a lay leader or clergy, has fueled my desire to pursue this topic.

After leaving the church/pulpit in 2015, I have been guided to educate others about LGBTQ faith-based trauma in Communities of Color as well as research the effects of faith-based trauma on one's faith journey. However, I will be centering this work on primarily Black LGBTQ Christian and the effects of religious bias on their faith journey in relationship to Adverse Childhood Experiences utilizing Dr. James Fowler's Stages of Faith as the parameters for assessing the stage of the participants faith stage.

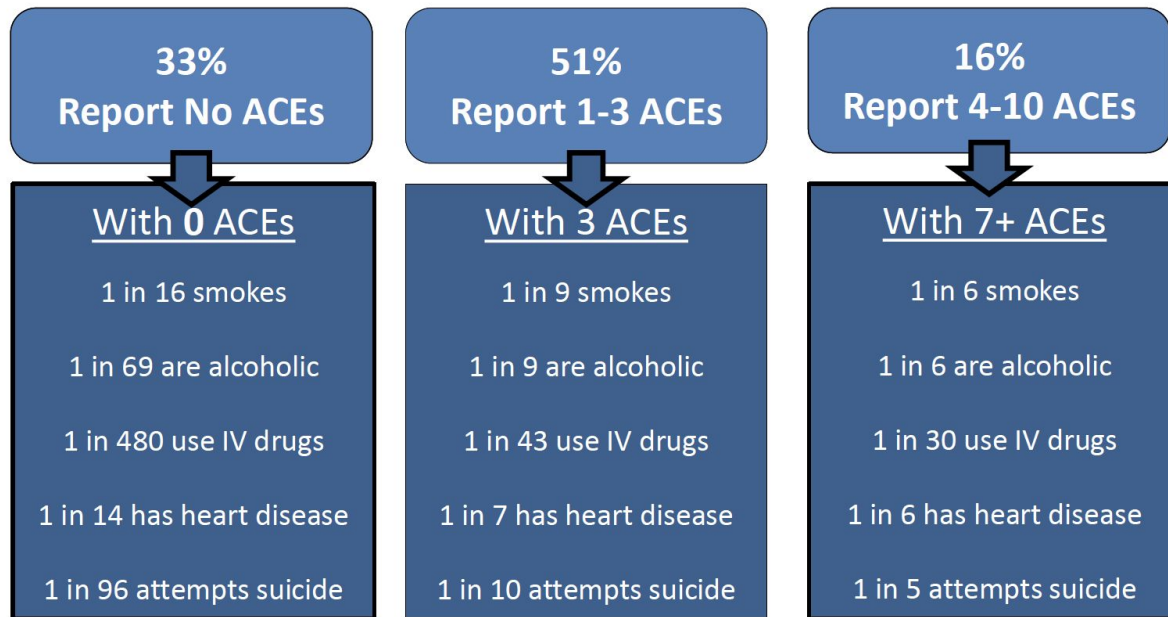
Research Topic



Historical

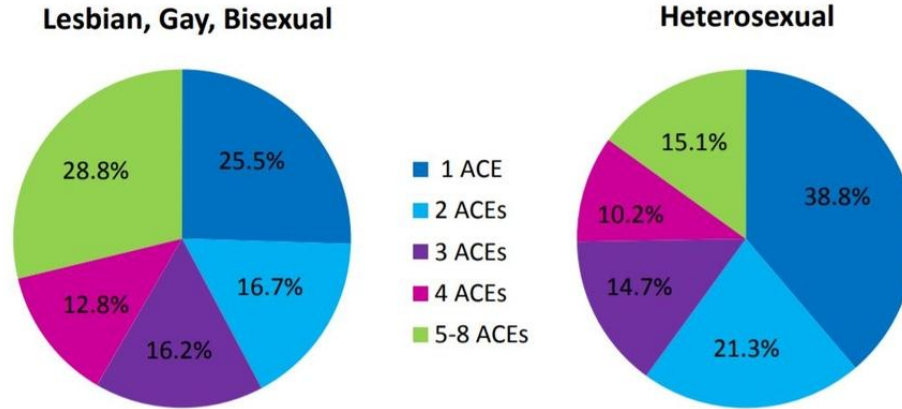
- The CDC-Kaiser Permanente Adverse Childhood Experiences (ACE) Study was conducted in 1995 to 1997 with two waves of data collection. Over 17,000 Health Maintenance Organization members from Southern California receiving physical exams completed confidential surveys regarding their childhood experiences and current health status and behaviors.
- Through this study were able to view how neglect and abuse in the childhood stages of development affected the participants in adulthood in relationship to substance abuse. The effects became known as Adverse Childhood Experiences (“ACEs”).
- In 1981, Dr. James Fowler conducted a study that became the framework for faith stages. In “Stages of Faith,” Dr. Fowler presented seven stages to explain the faith development from infancy to adulthood. (see slide 5) While reviewing his findings, a question arose about the stages of faith of a Black LGBTQ Christian.
- Upon deeper evaluation, the question became how does childhood neglect, abuse and/or religious bias affect the Black LGBTQ Christian’s faith journey.

Out of 100 people...



The findings from the ACEs Study

Prevalence of ACE Score by Sexual Orientation Among those Reporting One or More ACEs

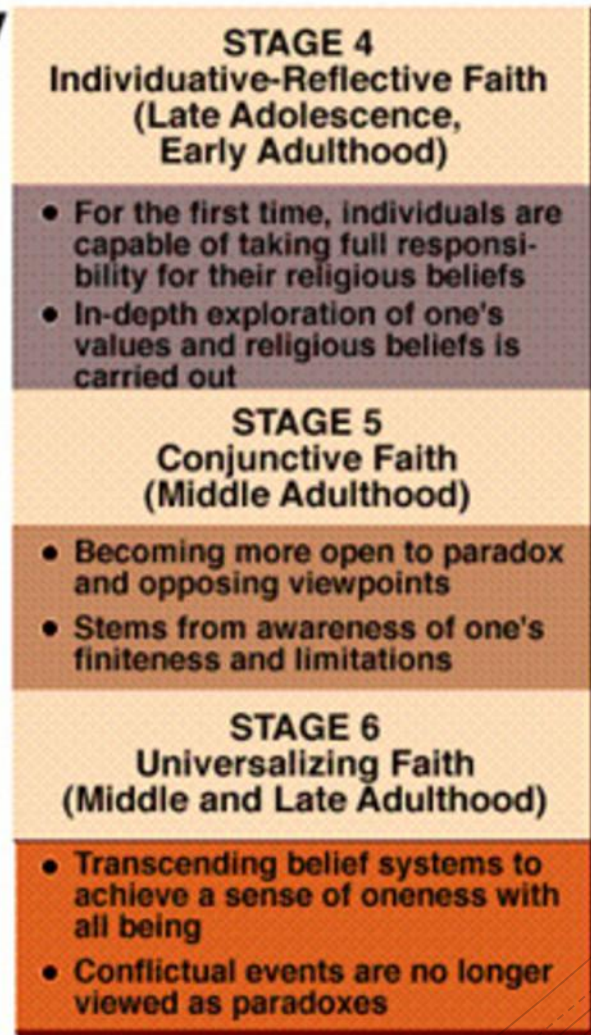


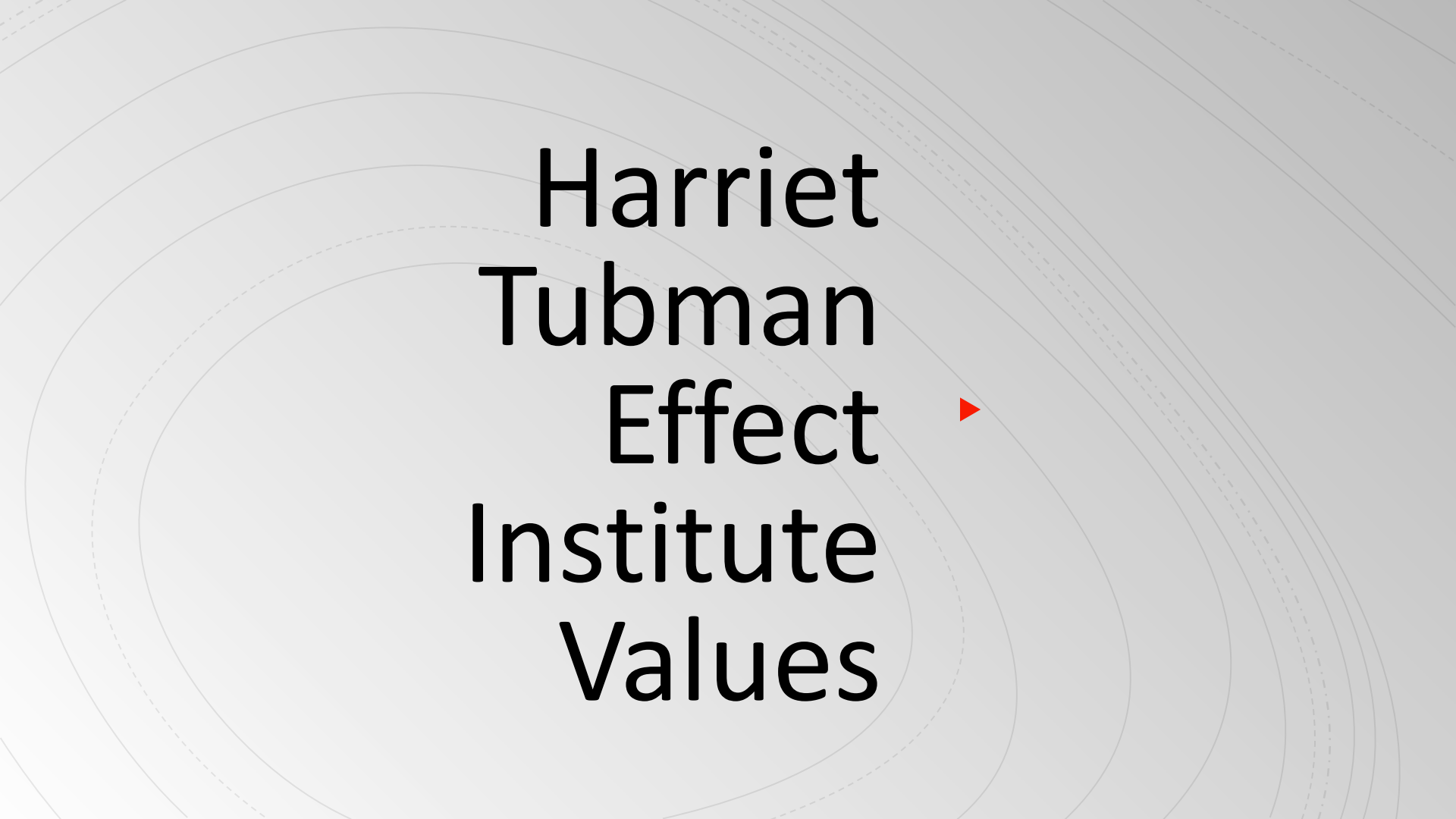
Source: N.C. 2012, WA 2011, WI 2011, WI 2012 BRFSS

North Carolina
Injury & Violence
PREVENTION Branch

Notice the Difference in the ACEs of LGB vs Heterosexual participants. In this graph, those having 3 or more ACEs in the LGB is 57.8% vs 40% in Heterosexual community. This inspired the thought process in regarding ACEs and faith stages.

Fowler's Stage Theory of Religious Development



The background features a series of concentric circles in light gray, some solid and some dashed, creating a ripple effect. A small red triangle points to the right, positioned to the right of the word "Effect".

Harriet Tubman Effect Institute Values

Harriet Tubman Effect's Values

Resist

LGBTQ discrimination is steeped in religious bias. This bias trickled down through religious education taught through a white patriarchal lens. This research is utilizing Black Liberation Theology as its basis.

PAR

The Black LGBTQ Christian Community is the focus of this research. We seek to understand the effects of religious trauma on their faith journey.

Efficacy

Feedback will be obtained through interviews and surveys.

Empathy

This research hopes to spread awareness of LGBTQ Faith-Based Trauma to help bridge the chasm within the Black community.

Research Design and Questions



Methodology



Participants will complete surveys related to their ACEs, if any, as well as religious influences, and faith-based trauma. Participants have the option to be recorded and their stories shared through a social media campaign in collaboration with Pink Love Wellness, LLC.